

Comisiwn
Cydraddoldeb a
Hawliau Dynol

Equality and
Human Rights
Commission

Everyday encounters

Who do you see?

Living together in Wales



Key findings

- In Wales breastfeeding in public is seen as an acceptable practice. 72% population felt comfortable seeing a woman breast feeding in public.
- Significant numbers of Welsh adults consider that, Gypsies and Travellers, those who from time to time experience depression, those aged 70 and over and those who are transgender are unsuitable to be a primary school teacher (mentioned by 33% of Welsh adults or more).
- Approximately one-quarter of people in Wales believe that a Bed and Breakfast owner should have the right to refuse a booking from those aged under age 21.

Everyday encounters

Introduction

This document provides the findings from three scenario-type questions in which respondents were asked how people should behave towards different groups of individuals in common everyday situations. These questions were part of the EHRC Wales attitudinal survey and were previously used in a Scottish Social Attitudes survey in 2006 so that broad comparisons could be made.

Should bed and breakfast owners be allowed to refuse bookings?

Although this question focuses on the commercial service of a bed and breakfast business, many people would probably regard it as the owner's right to decide who to admit into their own home, and in this way the subject matter was deliberately chosen to reveal underlying discriminatory attitudes.

The groups asked about were:

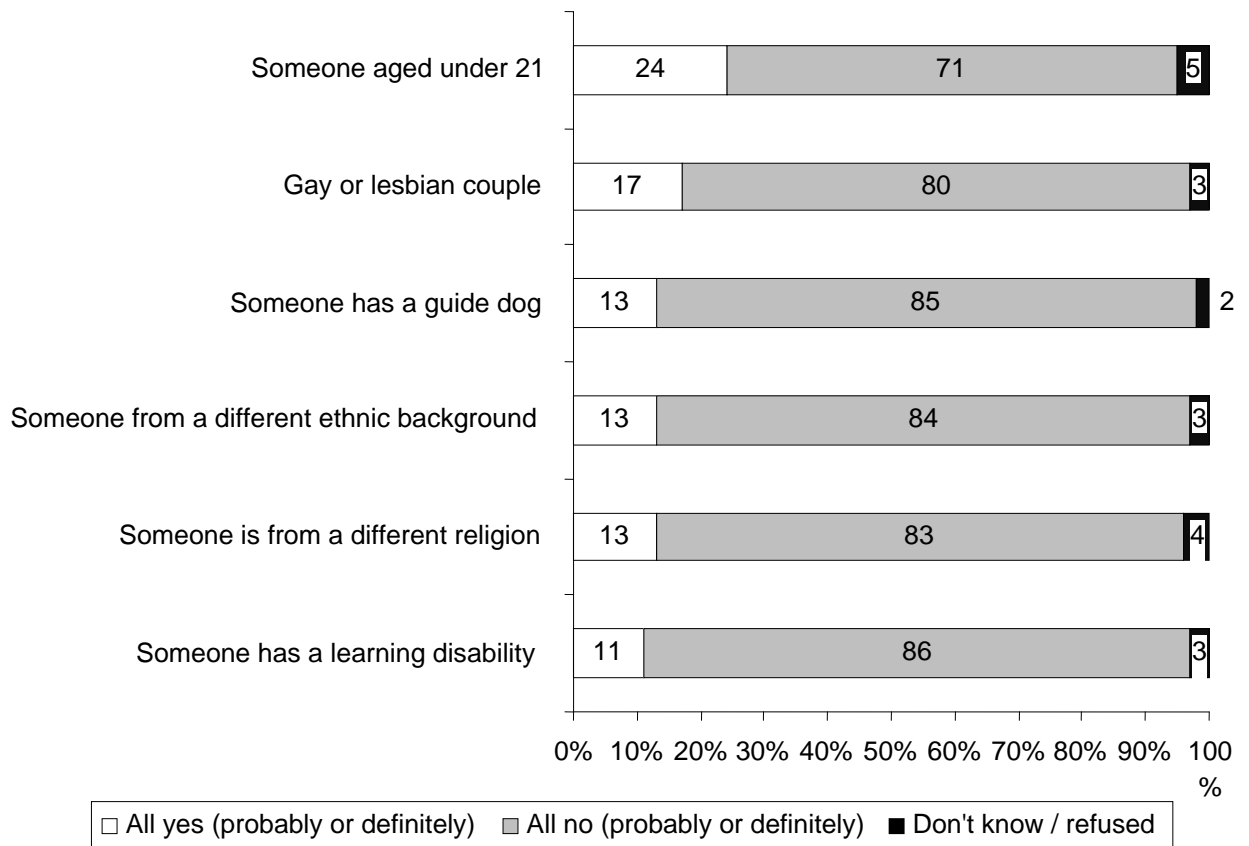
- A couple who are gay or lesbian
- Someone who has a guide dog
- Someone who is from a different ethnic or racial background to themselves
- Someone who is aged under 21
- Someone who has a learning disability

For each of the six options, seventy per cent of the Welsh population did not believe that bed and breakfast owners should be allowed to discriminate against members of a group by refusing to take their bookings. However, a significant minority did agree that discrimination was acceptable - over one in ten adults thought discrimination was acceptable for all options mentioned.

It was regarded as more acceptable to discriminate against a person on the grounds of their age than on any other options offered. Notably, more respondents believed that someone running a bed and breakfast in their own home should be allowed to refuse a booking to someone aged under 21 than any other

group (24 per cent of the Welsh public said yes definitely or probably compared with 17 per cent or less for all other statements).

Figure 1.1 Should bed and breakfast owners be allowed to refuse bookings?



Base: All respondents (unweighted: 1,589, weighted: 1,589)

For five of the six scenario options, the results from Wales were broadly in line with those from the Scottish Social Attitudes Survey conducted in 2006. These groups were:

- anyone aged under 21
- someone from a different ethnic or racial background
- someone who has a guide dog
- someone from a different religion, and
- someone with a learning difficulty.

Views about whether it was acceptable to refuse a booking to a gay or lesbian couple differed sharply. In Wales 17 per cent of the population thought it would be acceptable to refuse a booking to this group. Whereas around half the Scottish adult population agreed it was acceptable. This difference must be treated with caution¹ because of the different data collection methods used. Nevertheless, this is a large difference given that respondents in both surveys gave their answer directly to an interviewer.

Who supports the right to refuse?

When looking at different groups who supported the right to refuse, men were slightly more likely than women to agree that bed and breakfast owners should be allowed to refuse a booking to a gay or lesbian couple (19 per cent of men compared with 14 per cent of women).

Analysis by age showed that those aged 65 and above were markedly more likely to think that it was acceptable for bed and breakfast owners to refuse a booking to a gay or lesbian couple (27 per cent) compared with 17 per cent of the population as a whole. This was also true when Welsh adults were asked about if they thought it was acceptable to refuse a booking to someone who was from a different racial or ethnic background to themselves (22 per cent of those aged 65 and above thought this was acceptable compared with 13% of the population as a whole).

Overall, there was little variation in levels of support for the right to refuse by ethnicity. Although 17 per cent of those from non-white ethnic backgrounds agreed that it would be acceptable for a bed and breakfast owner to refuse a booking to someone because they have a learning disability. This was higher than the 11 per cent of white British or Welsh people who felt this way.

Those who gave their national identity as Welsh were much less likely than those who classed themselves as English, British or another national identity to agree that bed and breakfast owners should have the right to refuse bookings to a gay and lesbian couple, someone with a guide dog, and those with a learning disability. See table 1.1

¹ See Notes at end

Those who said they would rather live in an area where most people were similar to them were much more likely, than those who would rather live in an area with different kinds of people or those who had no preference, to agree that bed and breakfast owners should have the right to refuse a booking from:

- a gay and lesbian couple - 23 per cent compared with 15 per cent of both those who would rather live in an area with different kinds of people and those who had no preference
- someone from a different ethnic or religious background - 21 per cent compared with 11 per cent and 11 per cent respectively
- someone aged under 21 - 29 per cent compared with 21 per cent and 23 per cent respectively.

There were few differences amongst those who agreed (yes, definitely / probably) that bed and breakfast owners should have the right to refuse by social class and region.

Table 1.1 Should bed and breakfast owners be allowed to refuse bookings? All who said yes definitely or probably at each individual group by demographic sub-group.

	<i>Unweigh- ted base, n =</i>	<i>Weighted base, n =</i>	<i>Someone aged under 21 (%)</i>	<i>Gay or lesbian couple (%)</i>	<i>Someone with a guide dog (%)</i>	<i>Someone from a different ethnic background (%)</i>	<i>Someone from a different religion (%)</i>	<i>Someone with a learning Disability (%)</i>
Total	1,589	1,589	24	17	13	13	13	11
Male	744	768	24	19	14	14	15	13
Female	845	821	23	14	13	13	12	10
Age:16-34	385	413	28	12	15	12	13	13
35-54	598	581	23	14	12	11	13	8
55-64	262	248	21	16	11	11	11	13
65+	344	347	23	27	15	22	15	13
White British/ Welsh	1438	1555	24	16	13	14	13	11
Other	151	34	30	22	19	11	12	17
Welsh	884	928	23	14	10	11	12	8
English	179	189	25	22	20	14	17	14
British	494	491	24	20	15	17	14	15
Other	97	47	30	29	29	22	21	24
Different kinds of people	236	231	21	15	17	11	10	12
Similar people	337	342	29	23	17	21	18	13
No preference	1005	1005	23	15	11	11	12	10

Who is suitable to be a primary school teacher?

This question was designed 'to establish the extent to which people accept that everyone should have the same rights to seek and secure employment'². This profession was chosen over others because it involves the care of young children, and was deemed to be a more 'sensitive area of employment' which might reveal evidence of discriminatory attitudes³.

Figure 1.2 presents the responses to this question in order of the proportion who said that a group was fairly or very *unsuitable* to being a primary school teacher.

Gypsy Travellers and those who experience depression from time to time were thought the least suited to this role. Almost half of the Welsh population said that these groups would be very or fairly unsuitable - 47 per cent thought that Gypsy Travellers were unsuitable and 46 per cent thought that those who experienced depression were unsuitable for the role.

A significant number (40 per cent) thought that someone aged 70 or older was fairly or very unsuitable for the job of being a primary school teacher. One third (33 per cent) said the same was true of someone who was transgender.

Attitudes towards the remaining groups were less negative, as the majority of the Welsh population agreed that they were suitable for the role. Thus, 78 per cent thought that gay men and lesbian women would be suitable for the role, although this left 12 per cent feeling such individuals were unsuitable. The results found that 90 per cent thought that Black and Asian people would be suitable.

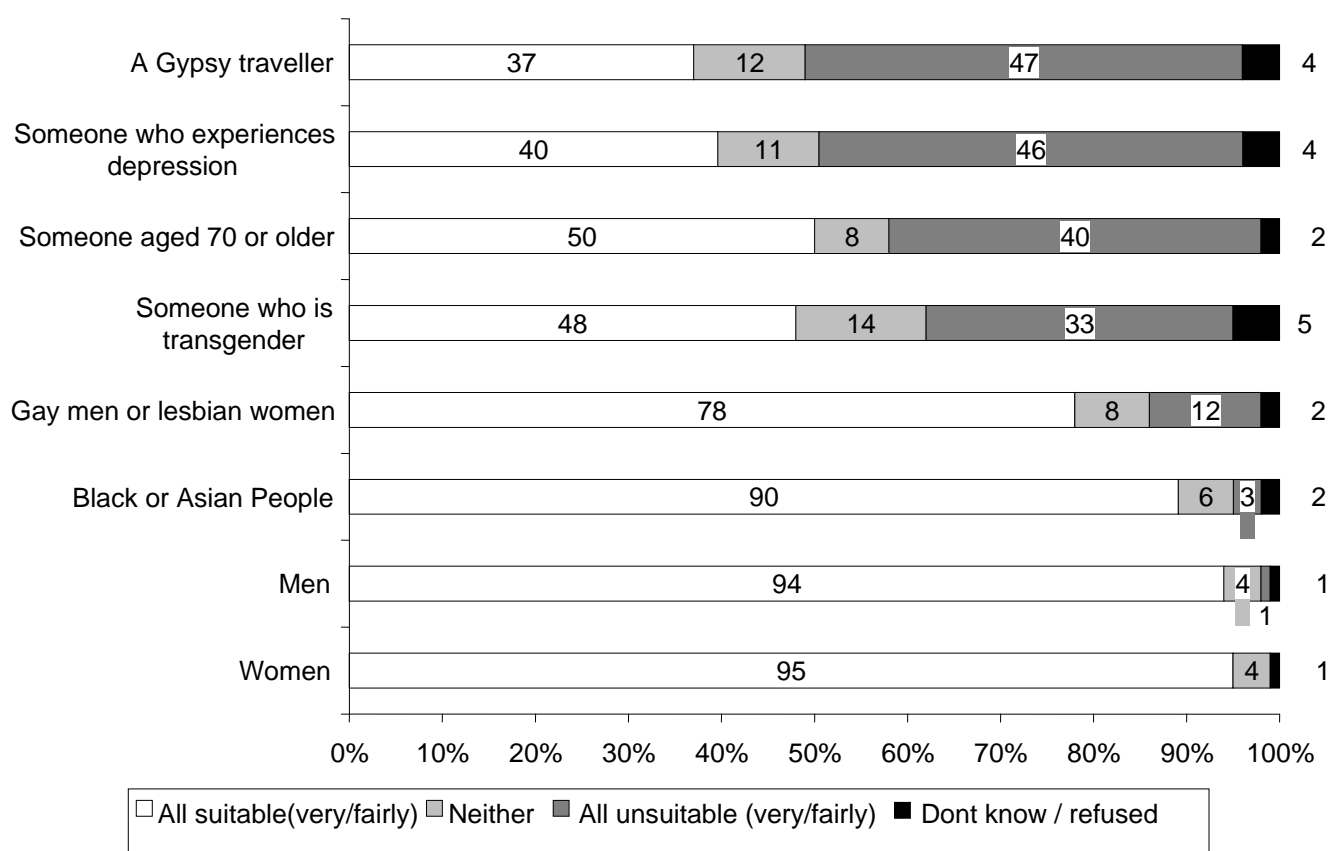
Interestingly, the Welsh population thought that men were just as suited to being primary school teachers as women - 94 per cent and 95 per cent respectively. This would suggest that gender stereotyping in relation to this profession is not strong amongst Welsh adults. Women, however, were still more likely than men to be deemed 'very suitable' for the role (80 per cent agreed that women were very suitable compared with 74 per cent who thought that men were very suited to the role).

² Ibid; p29.

³ Ibid; p29.

Figure 1.2
teacher?

Who is suitable to be a primary school



Base: All respondents (unweighted: 1,589, weighted: 1,589)

In general, Welsh adults were largely more likely than Scottish adults to say that most of the different groups asked about were fairly or very suited to the role of a primary school teacher. For example, in both the Scottish and Welsh surveys Gypsy Travellers received one of the lowest levels of support for being suited to the role. However, only 20 per cent of the Scottish population said that Gypsy Travellers were suited to the role compared with 37 per cent of the population in Wales. A similar trend can be seen for all other groups asked about at this question, with the exception of women where a similar proportion of both the Scottish and the Welsh population agreed they would be suited to the role (95 per cent of the population in Wales and 92 per cent of the population in Scotland said women would be fairly or very suitable).

Who thinks certain groups are less suited to the role of primary school teacher?

There were clear differences in attitude by gender for several of the groups asked about at this question. Similar to the results for the bed and breakfast scenario, men were more likely than women to say that gay men and lesbian women were not suited to the job of being a primary school teacher (16 per cent of men held this view compared with 9 per cent of women).

Men were also more likely than women at this question to say that the following groups would be unsuitable to be primary school teachers:

- people who are transgender - 37 per cent compared with 29 per cent of women
- people who experience depression from time to time - 50 per cent compared with 42 per cent of women.

Those aged 65 and above were also more likely than average to hold discriminatory attitudes towards certain groups, as follows:

- gay men and lesbian women - 30 per cent compared with 12 per cent of the general population
- people who are transgender - 39 per cent compared with 33 per cent of the general population
- Gypsy Travellers - 60 per cent compared with 47 per cent of the general population.

Younger and older people were more likely to hold discriminatory attitudes towards those who experience depression. At least half of those aged 16-34 (51 per cent) and 65+ (55 per cent) thought that those experiencing depression from time to time were unsuited to the role. This compared with 39 per cent of those aged 35-54 and 42 per cent of those aged 55-64. This was the only group of people asked about at this question where the youngest age group (16-34) held more discriminatory attitudes than some older age groups, and this may reflect a lack of exposure to depression amongst their peer group or a lack of recognition of the condition.

Those from social groups C2⁴ and DE⁵ were more likely to say that the following groups of people were unsuitable to be a primary school teacher than those from social classes AB⁶ and C1⁷:

- Black and Asian people - 4 per cent of C2 and DE compared with 1 per cent of those from social class AB or C1
- someone aged 70 or older - 51 per cent of C2, 44 per cent of DE compared with 34 per cent of AB and 36 per cent of C1
- someone who is transgender - 41 per cent of C2 and 35 per cent of DE compared with 26 per cent of AB and 31 per cent of C1
- someone who experiences depression from time to time - 60 per cent of C2 and 53 per cent of DE compared with 34 per cent of AB and 42 per cent of C1.

For all of the groups explored (with the exception of men and women), those who left education at or above the age of 19 were less likely than average to say people from each group were unsuitable to be primary school teachers. In contrast, those who left school at 16 or under were more likely than average to say these groups of people were unsuitable. These results are shown in table 1.2.

When looking for differences in attitude by ethnic groups, it was sexuality and depression which revealed the greatest differences in perceptions. Those from non-white ethnic groups were more likely to hold discriminatory attitudes than those from white British and Welsh backgrounds towards the following groups:

- gay men and lesbian women - 18 per cent of non-white ethnic backgrounds said they were unsuited to the role compared with 12 per cent of white British and Welsh people
- someone who is transgender - 41 per cent of non-whites compared with 32 per cent of white British and Welsh people
- someone who experiences depression - 55 per cent of non-whites compared with 46 per cent white British or Welsh.

⁴ Skilled manual workers

⁵ Semi-skilled and unskilled manual workers or on state benefit/unemployed

⁶ Higher and intermediate managerial/administrative/professional households

⁷ Supervisory, clerical, junior managerial/administrative/professional households

People who said they would rather live in an area where most people were similar to them were more likely than those who would rather live in an area with different kinds of people or those who had no preference to say that six of the eight groups were unsuitable to be primary school teachers. The only times these differences were not apparent were in the cases of men and women's suitability. Results are shown in table 1.2

Table 1.2 How well do you think people from the following groups would be suited to the job of being a primary school teacher? All who said fairly or very unsuitable at each group by demographic sub-group

	<i>Unweighted base, n =</i>	<i>Weighted base, n =</i>	<i>Gypsy/ Travellers (%)</i>	<i>Someone who experiences depression from time to time (%)</i>	<i>Someone aged 70 or older (%)</i>	<i>Someone who is transgender (%)</i>	<i>Gay men or lesbian women (%)</i>	<i>Black or Asian people (%)</i>	<i>Men (%)</i>	<i>Women (%)</i>
Total	1589	1589	47	46	40	33	12	3	1	*
Male	744	768	49	50	38	37	16	4	1	1
Female	845	821	46	42	43	29	9	2	1	-
Age: 16-34	385	413	43	51	41	30	5	2	-	-
34-54	598	581	43	39	36	30	6	2	*	*
55-64	262	248	45	42	43	34	14	5	1	*
65+	344	347	60	55	44	39	30	4	2	1
White British / Welsh	1438	1555	47	46	40	32	12	3	1	*
Other	151	34	46	55	38	41	18	1	2	1
AB	382	376	42	34	34	26	10	1	*	*
C1	533	538	45	42	36	31	9	1	*	*

C2	242	241	54	60	51	41	15	4	1	*
DE	428	431	49	53	44	35	16	4	2	*
Still studying	78	92	53	54	43	41	7	2	-	-
16 or under	638	651	53	57	46	38	17	5	1	1
17-18	327	334	51	47	42	30	12	2	-	-
19+	544	551	37	30	31	26	7	*	1	-
Different kinds of people	236	231	37	33	30	23	7	1	*	-
Similar people	337	342	66	60	50	50	24	8	2	1
No preference	1005	1005	43	44	39	29	9	1	1	*
Long term limiting illness	200	200	54	50	44	39	21	9	3	2
None	1389	1389	46	45	40	32	11	2	*	*

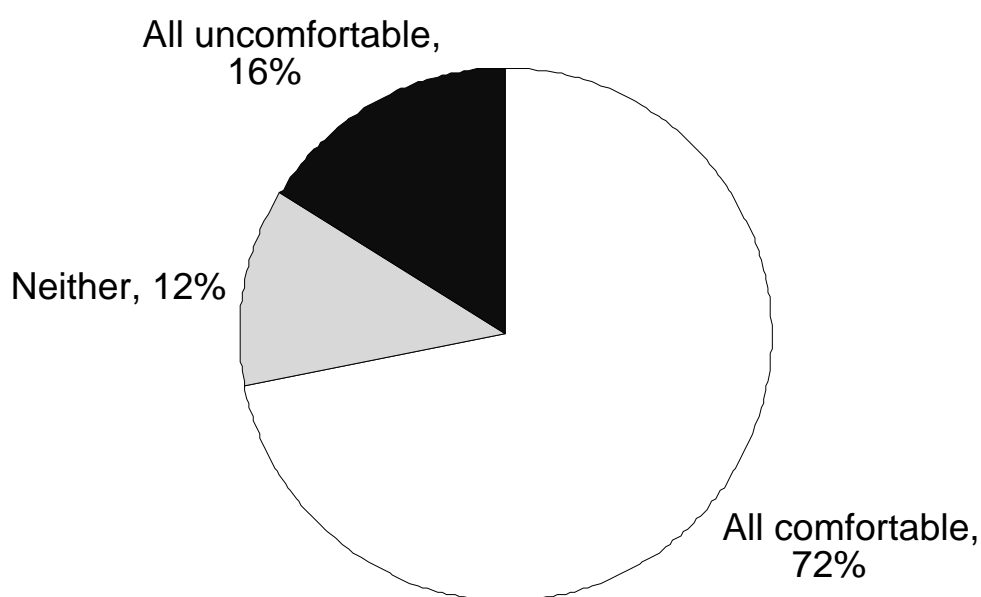
Note: * Less than 0.5 per cent

Reactions towards women breastfeeding in public

The third scenario focused on people's reactions towards a woman breastfeeding in public.

Reactions towards women breastfeeding in public were largely positive. Almost three quarters of the Welsh population (72 per cent) said they would feel very or fairly comfortable if they saw a woman breastfeeding her child in public. While 16 per cent said they would feel fairly or very uncomfortable and 12 per cent said they would feel neither comfortable nor uncomfortable. It therefore seems that in Wales breastfeeding in public is a widely acceptable practice.

Figure 1.3 Whether feel comfortable or uncomfortable if see a woman breastfeeding in public



Base: all respondents (unweighted: 1,589, weighted: 1,589)

Since 2005 it has been illegal in Scotland to debar a woman from breastfeeding in public.⁸ Despite this legislation, the proportion of Scottish adults who felt comfortable seeing a woman breastfeeding in public was much lower than the proportion of adults feeling comfortable in Wales. In Scotland 57 per cent of adults said that they would feel very or fairly comfortable if they saw a woman breastfeeding her child in public compared with 72 per cent of the population in Wales.⁹

Who feels comfortable seeing a woman breastfeeding in public?

When looking at differences amongst sub groups, unsurprisingly, women were more likely than men to say that they felt comfortable if they saw a woman breastfeeding in public (76 per cent of women compared with 67 per cent of men). Men were more likely than women to be non-committal, saying they would feel neither comfortable nor uncomfortable (15 per cent of men compared with only 9 per cent of women).

There was also a clear difference in views at this question by age. Those aged 35-54 were more likely than the youngest and oldest age groups to say that they were comfortable seeing a woman breastfeeding in public (76 per cent of those aged 35-54 said they felt comfortable compared with 67 per cent of those aged 16-34 and 68 per cent of those 65+).

The large majority of adults living as couples with children in their household said they felt comfortable seeing a woman breastfeeding in public (82 per cent). This group was markedly more likely to say they felt comfortable than adults living as a couple with no children (69 per cent), single adults with no children (68 per cent), and more surprisingly, single adults with children (65 per cent).

Those from white British and Welsh backgrounds were also more likely to feel comfortable seeing a woman breastfeeding than those from non-white ethnic groups (72 per cent compared with 63 per cent respectively). As many as a quarter (26 per cent) of those from non-white backgrounds said they would feel uncomfortable seeing a woman breastfeeding in public (compared with 16 per cent of those from white British / Welsh backgrounds).

There was also a clear difference by social class. Those from social class AB were more comfortable seeing a woman breastfeeding her

⁸ Breastfeeding etc (Scotland) Act 2005.

⁹ But see note at end of document on comparisons between the two survey results which must be treated with some caution.

child in public than the general population as a whole (77 per cent of ABs compared with 72 per cent of the general population.) Those from social class AB were also less likely to say they felt *uncomfortable* than all other class groups (11 per cent of ABs compared with 16 per cent of C1s, 20 per cent of C2s and 18 per cent of DEs).

Table 1.3 How comfortable or uncomfortable does it make you feel if you see a woman breastfeeding her child in public? By demographic subgroup

	<i>Unweighted base n, =</i>	<i>Weighted base, n =</i>	<i>All comfortable (very or fairly) (per cent)</i>	<i>Neither (per cent)</i>	<i>All uncomfortable (very or fairly) (per cent)</i>
Total	1589	1589	72	12	16
Male	744	768	67	15	17
Female	845	821	76	9	15
Age: 16-34	385	413	67	17	16
35-54	598	581	76	10	13
55-64	262	248	73	9	18
65+	344	347	68	12	19
Couple with children in household	404	392	82	8	9
Couple with no children in household	542	524	69	14	16
Single with children in household	115	126	65	17	18
Single no children in household	522	541	68	12	20
White British / Welsh	1438	1555	72	12	16
Other	151	34	63	11	26
AB	382	376	77	12	11
C1	533	538	72	11	16
C2	242	241	63	17	20
DE	428	431	70	11	18

Summary

When asked if bed and breakfast owners should be allowed to refuse bookings to particular groups Welsh adults were most negative about young people aged under 21, with approximately a quarter of the Welsh population agreeing that a bed and breakfast owner should be allowed to refuse a booking to someone in this age group compared with 17 per cent or less for all other groups asked about. It would seem therefore that it is more socially acceptable to discriminate against younger people and children than other groups.

Asked how suitable different kinds of people were for employment as primary school teachers, the findings were more mixed depending on the group in question. A significant proportion of Welsh adults (a third or more) said that Gypsy Travellers, those experiencing depression, someone aged 70 or older and someone who is transgender would be very or fairly unsuitable to be a primary school teacher. Attitudes towards suitability for teaching were more positive towards gay men and lesbian women and Black and Asian people with three quarters or more of the population agreeing that they would be very or fairly suited to the job of being a primary school teacher.

Lastly, in relation to women breastfeeding in public, the results were largely positive with almost three quarters of Welsh adults saying they would feel comfortable seeing a woman breastfeeding in public.

Notes

Further information on the research is available on the Commission in Wales pages on our website at:

www.equalityhumanrights.com

About the attitudinal survey

EHRC Wales commissioned GfK NOP to undertake research into people's attitudes towards discrimination, human rights and social cohesion in Wales. The research seeks to explore people's attitudes towards discrimination relating to gender, ethnic minority groups, disabled people, gay men and lesbians, issues on age, religion and faith and also the Welsh language. These results establish a baseline measurement of attitudes which could be repeated at future intervals.

The overall sample was 1,589 respondents. The survey was carried out by telephone. All respondents were offered the option of completing the survey in Welsh. Access issues were addressed by offering those with hearing impairments the opportunity to use a TypeTalk service. Those who found it difficult to communicate in English were offered the chance to have the interview interpreted using Language Line.

The sampling method used in the survey combined the selection of Random Digit Dial (RDD) numbers with the application of quotas to control the profile of those taking part in the survey. Quotas were set by region within Wales (five regions), by gender interlocked with working status, by age band and by ethnic origin based on demographic information derived from the 2001 Census. These were set to ensure that the sample would be representative of the Welsh population by these factors.

An interviewing boost was carried out in areas with higher proportion of ethnic minority people in the population.

Comparisons with Scotland and GB

Comparisons have been drawn with the findings from the Scottish Social Attitudes Survey 2006 and the perceptions audit carried out by GfK NOP. It should be noted that only broad comparisons are possible because different methodologies were used in both these surveys. Therefore, any similarities or differences between the findings from these surveys and the results of the EHRC Wales survey must be treated as indicative rather than absolute.